

To our customers,

Old Company Name in Catalogs and Other Documents

On April 1st, 2010, NEC Electronics Corporation merged with Renesas Technology Corporation, and Renesas Electronics Corporation took over all the business of both companies. Therefore, although the old company name remains in this document, it is a valid Renesas Electronics document. We appreciate your understanding.

Renesas Electronics website: <http://www.renesas.com>

April 1st, 2010
Renesas Electronics Corporation

Issued by: Renesas Electronics Corporation (<http://www.renesas.com>)

Send any inquiries to <http://www.renesas.com/inquiry>.

Notice

1. All information included in this document is current as of the date this document is issued. Such information, however, is subject to change without any prior notice. Before purchasing or using any Renesas Electronics products listed herein, please confirm the latest product information with a Renesas Electronics sales office. Also, please pay regular and careful attention to additional and different information to be disclosed by Renesas Electronics such as that disclosed through our website.
2. Renesas Electronics does not assume any liability for infringement of patents, copyrights, or other intellectual property rights of third parties by or arising from the use of Renesas Electronics products or technical information described in this document. No license, express, implied or otherwise, is granted hereby under any patents, copyrights or other intellectual property rights of Renesas Electronics or others.
3. You should not alter, modify, copy, or otherwise misappropriate any Renesas Electronics product, whether in whole or in part.
4. Descriptions of circuits, software and other related information in this document are provided only to illustrate the operation of semiconductor products and application examples. You are fully responsible for the incorporation of these circuits, software, and information in the design of your equipment. Renesas Electronics assumes no responsibility for any losses incurred by you or third parties arising from the use of these circuits, software, or information.
5. When exporting the products or technology described in this document, you should comply with the applicable export control laws and regulations and follow the procedures required by such laws and regulations. You should not use Renesas Electronics products or the technology described in this document for any purpose relating to military applications or use by the military, including but not limited to the development of weapons of mass destruction. Renesas Electronics products and technology may not be used for or incorporated into any products or systems whose manufacture, use, or sale is prohibited under any applicable domestic or foreign laws or regulations.
6. Renesas Electronics has used reasonable care in preparing the information included in this document, but Renesas Electronics does not warrant that such information is error free. Renesas Electronics assumes no liability whatsoever for any damages incurred by you resulting from errors in or omissions from the information included herein.
7. Renesas Electronics products are classified according to the following three quality grades: “Standard”, “High Quality”, and “Specific”. The recommended applications for each Renesas Electronics product depends on the product’s quality grade, as indicated below. You must check the quality grade of each Renesas Electronics product before using it in a particular application. You may not use any Renesas Electronics product for any application categorized as “Specific” without the prior written consent of Renesas Electronics. Further, you may not use any Renesas Electronics product for any application for which it is not intended without the prior written consent of Renesas Electronics. Renesas Electronics shall not be in any way liable for any damages or losses incurred by you or third parties arising from the use of any Renesas Electronics product for an application categorized as “Specific” or for which the product is not intended where you have failed to obtain the prior written consent of Renesas Electronics. The quality grade of each Renesas Electronics product is “Standard” unless otherwise expressly specified in a Renesas Electronics data sheets or data books, etc.
 - “Standard”: Computers; office equipment; communications equipment; test and measurement equipment; audio and visual equipment; home electronic appliances; machine tools; personal electronic equipment; and industrial robots.
 - “High Quality”: Transportation equipment (automobiles, trains, ships, etc.); traffic control systems; anti-disaster systems; anti-crime systems; safety equipment; and medical equipment not specifically designed for life support.
 - “Specific”: Aircraft; aerospace equipment; submersible repeaters; nuclear reactor control systems; medical equipment or systems for life support (e.g. artificial life support devices or systems), surgical implantations, or healthcare intervention (e.g. excision, etc.), and any other applications or purposes that pose a direct threat to human life.
8. You should use the Renesas Electronics products described in this document within the range specified by Renesas Electronics, especially with respect to the maximum rating, operating supply voltage range, movement power voltage range, heat radiation characteristics, installation and other product characteristics. Renesas Electronics shall have no liability for malfunctions or damages arising out of the use of Renesas Electronics products beyond such specified ranges.
9. Although Renesas Electronics endeavors to improve the quality and reliability of its products, semiconductor products have specific characteristics such as the occurrence of failure at a certain rate and malfunctions under certain use conditions. Further, Renesas Electronics products are not subject to radiation resistance design. Please be sure to implement safety measures to guard them against the possibility of physical injury, and injury or damage caused by fire in the event of the failure of a Renesas Electronics product, such as safety design for hardware and software including but not limited to redundancy, fire control and malfunction prevention, appropriate treatment for aging degradation or any other appropriate measures. Because the evaluation of microcomputer software alone is very difficult, please evaluate the safety of the final products or system manufactured by you.
10. Please contact a Renesas Electronics sales office for details as to environmental matters such as the environmental compatibility of each Renesas Electronics product. Please use Renesas Electronics products in compliance with all applicable laws and regulations that regulate the inclusion or use of controlled substances, including without limitation, the EU RoHS Directive. Renesas Electronics assumes no liability for damages or losses occurring as a result of your noncompliance with applicable laws and regulations.
11. This document may not be reproduced or duplicated, in any form, in whole or in part, without prior written consent of Renesas Electronics.
12. Please contact a Renesas Electronics sales office if you have any questions regarding the information contained in this document or Renesas Electronics products, or if you have any other inquiries.

(Note 1) “Renesas Electronics” as used in this document means Renesas Electronics Corporation and also includes its majority-owned subsidiaries.

(Note 2) “Renesas Electronics product(s)” means any product developed or manufactured by or for Renesas Electronics.

PCA4979

Converter from 80-pin 0.65mm-pitch QFP (80P6S-A) to 40-pin DIL Standard Pitch

Function

The PCA4979 is a board that converts an 80-pin 0.65mm-pitch QFP (80P6S-A) to the standard pitch. Pin No. 1 corresponds to pin No. 1.

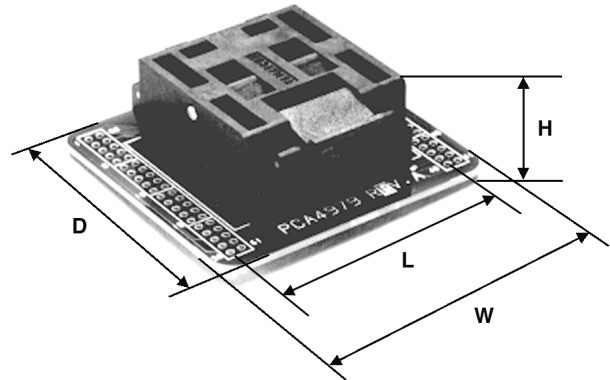
Application

Use the PCA4979 as a test board to connect an 80P6S-A MCU package to a standard pitch universal board. Since an 80P6S-A IC socket (IC51-0804-711 made by Yamaichi Electronics Co., Ltd.) is mounted on the PCA4979, it is easy to replace MCUs.

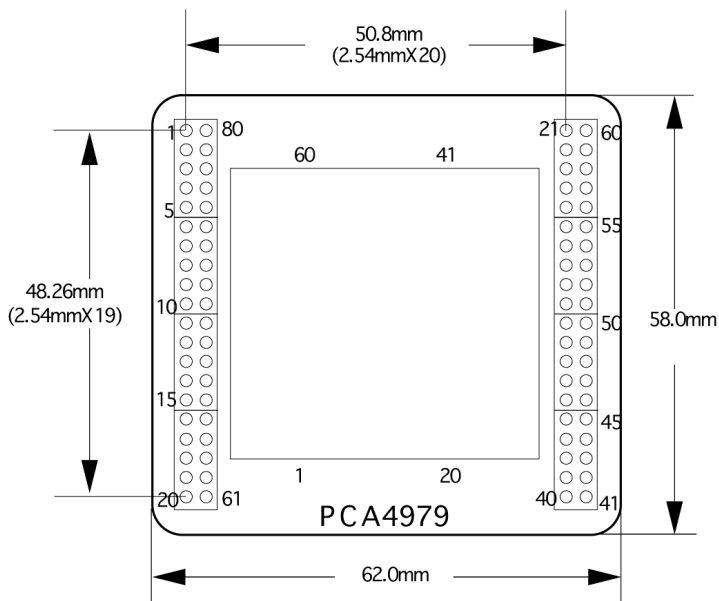
Dimensions

58.0(D)×62.0(W)×20.0(H)mm

(L)=50.8(2.54×20)mm



Pin Layout



* Pins and other parts needed to connect the standard pitch converter are not included with the product.

[Ordering Information] See Appendix H "Ordering Information".

PCA4981A

Converter from 80-pin 0.8mm-pitch QFP (80P6-B) to 40-pin DIL Standard Pitch

Function

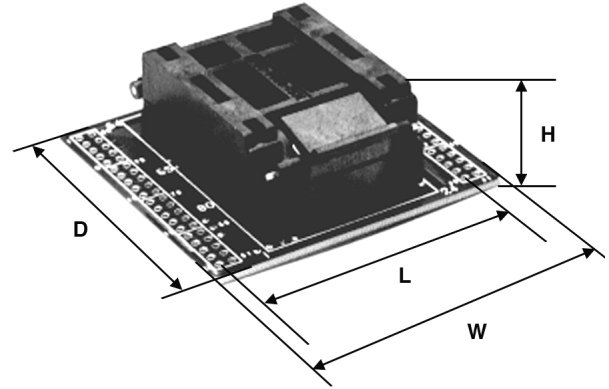
The PCA4981A is a board that converts an 80-pin 0.8mm-pitch QFP (80P6-B) to the standard pitch. Pin No. 1 corresponds to pin No. 1.

Application

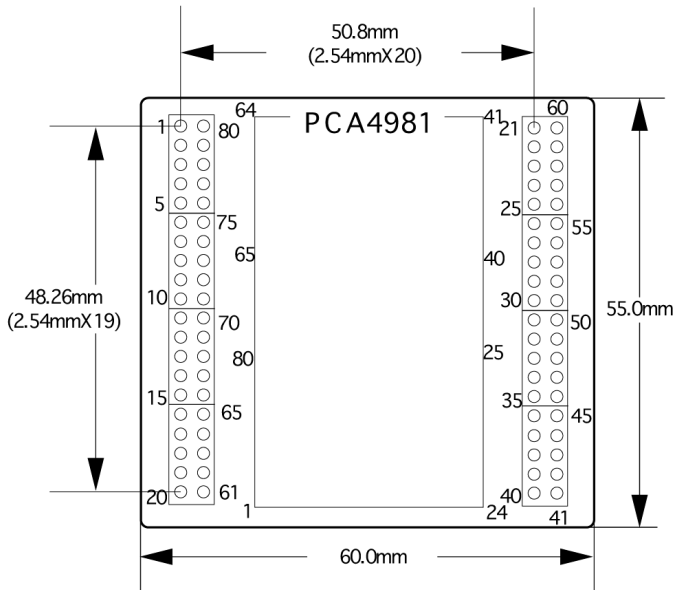
Use the PCA4981A as a test board to connect an 80P6-B MCU package to a standard pitch universal board. Since an 80P6-B IC socket (IC51-819.KS-8075 made by Yamaichi Electronics Co., Ltd.) is mounted on the PCA4981 BARE, it is easy to replace MCUs.

Dimensions

55.0(D)×60.0(W)×20.0(H)mm
(L)=50.8(2.54×20)mm



Pin Layout



* Pins and other parts needed to connect the standard pitch converter are not included with the product.

[Ordering Information] See Appendix H "Ordering Information".

PCA4981B

Converter from 80-pin 0.8mm-pitch LCC (80D0) to 40-pin DIL Standard Pitch (with IC Socket)

Function

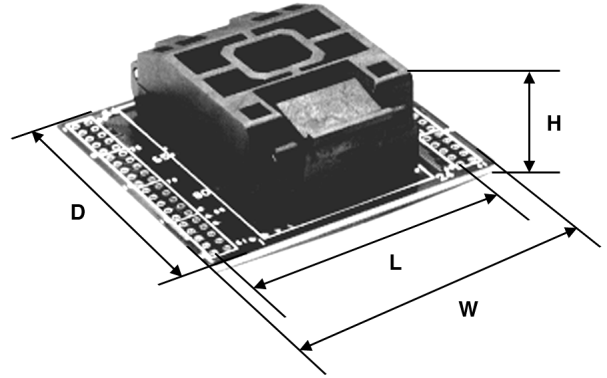
The PCA4981B is a board that converts an 80-pin 0.8mm-pitch LCC (80D0) to the standard pitch. Pin No. 1 corresponds to pin No. 1.

Application

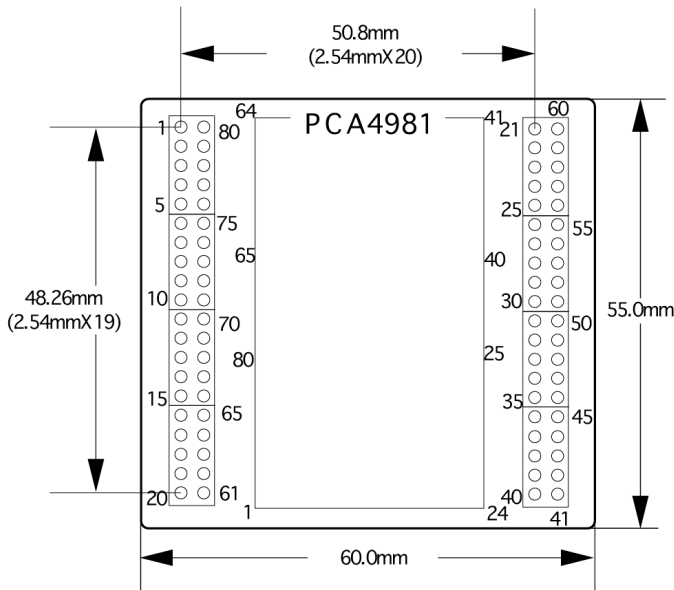
Use the PCA4981B as a test board to connect an 80D0 MCU package to a standard pitch universal board. Since an 80D0 IC socket (IC51-0804-890 made by Yamaichi Electronics Co., Ltd.) is mounted on the PCA4981 BARE, it is easy to replace MCUs.

Dimensions

55.0(D)×60.0(W)×20.0(H)mm
(L)=50.8(2.54×20)mm



Pin Layout



* Pins and other parts needed to connect the standard pitch converter are not included with the product.

[Ordering Information] See Appendix H "Ordering Information".

PCA4981C

Converter from 80-pin 0.8mm-pitch QFP (80P6N-A) to 40-pin DIL Standard Pitch

Function

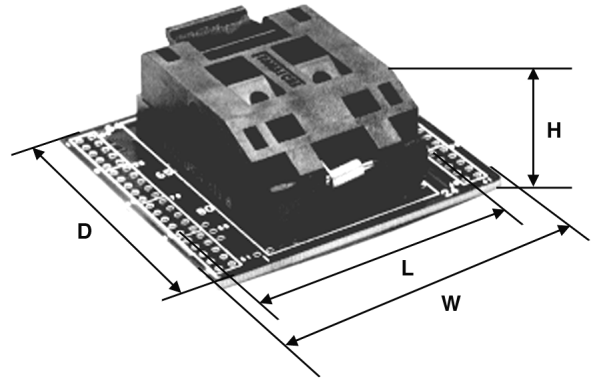
The PCA4981C is a board that converts an 80-pin 0.8mm-pitch QFP (80P6N-A) to the standard pitch. Pin No. 1 corresponds to pin No. 1.

Application

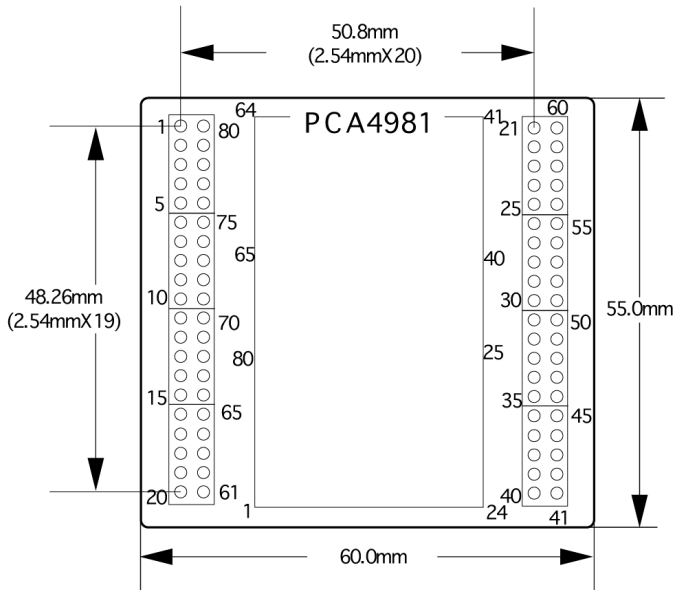
Use the PCA4981C as a test board to connect an 80P6N-A MCU package to a standard pitch universal board. Since an 80P6N-A IC socket (IC51-0804-819-6 made by Yamaichi Electronics Co., Ltd.) is mounted on the PCA4981 BARE, it is easy to replace MCUs.

Dimensions

55.0(D)×60.0(W)×20.0(H)mm
(L)=50.8(2.54×20)mm



Pin Layout



* Pins and other parts needed to connect the standard pitch converter are not included with the product.

[Ordering Information] See Appendix H "Ordering Information".

PCA4981 BARE

Converter from 80-pin 0.8mm-pitch QFP (80P6-B or 80P6N-A) or LCC (80D0) to 40-pin DIL Standard Pitch

Function

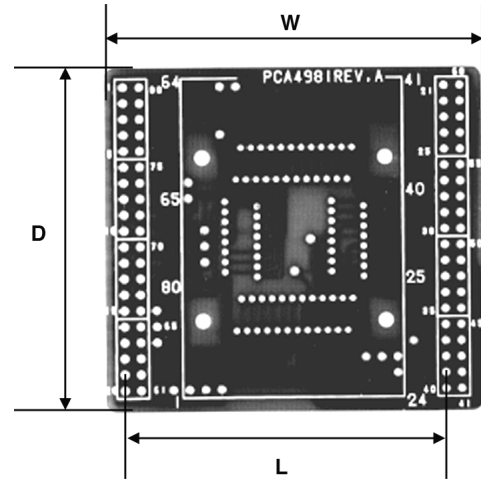
The PCA4981 BARE is a board that converts an 80-pin 0.8mm-pitch QFP (80P6-B or 80P6N-A) or LCC (80D0) to the standard pitch. Pin No. 1 corresponds to pin No. 1.

Application

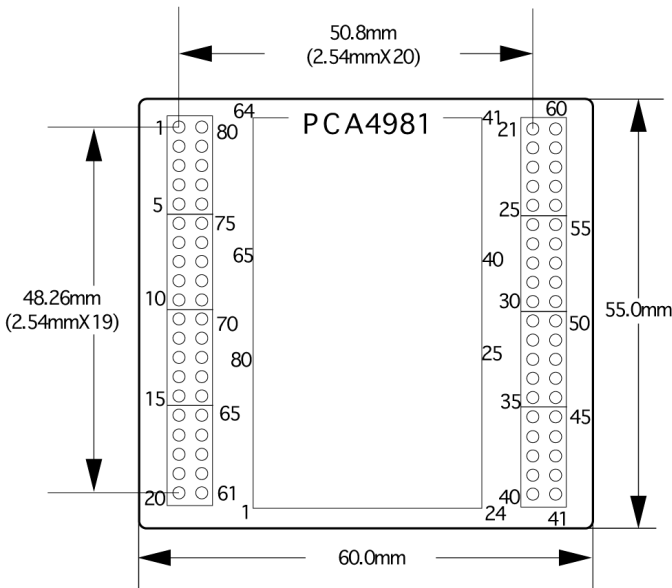
Use the PCA4981 BARE as a test board to connect an 80P6-B, 80P6N-A or 80D0 MCU package to a standard pitch universal board. A cover-fitted IC socket made by Yamaichi Electronics Co., Ltd. is required.

Dimensions

55.0(D)×60.0(W)mm
(L)=50.8(2.54×20)mm



Pin Layout



Manufactured Product

For 80P6-B: PCA4981A

For 80P6N-A: PCA4981C

For 80D0: PCA4981B

[Ordering Information] See Appendix H "Ordering Information".

PCA4988

Converter from 80-pin 0.8mm-pitch LCC (80D0) to 40-pin DIL Standard Pitch (with LCC Socket)

Function

The PCA4988 is a board that converts an 80-pin 0.8mm-pitch LCC (80D0) to the standard pitch. Pin No. 1 corresponds to pin No. 1.

Application

Use the PCA4988 as a test board to connect an 80D0 MCU package to a standard pitch universal board. The PCA4988 has an 80-pin LCC socket mounted on its board.

Dimensions

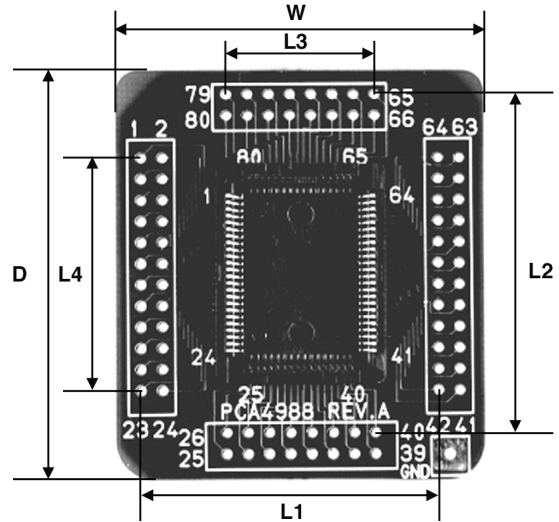
50.0(D)×45.0(W)×6.5(H)mm

(L1)=35.56(2.54×14)mm

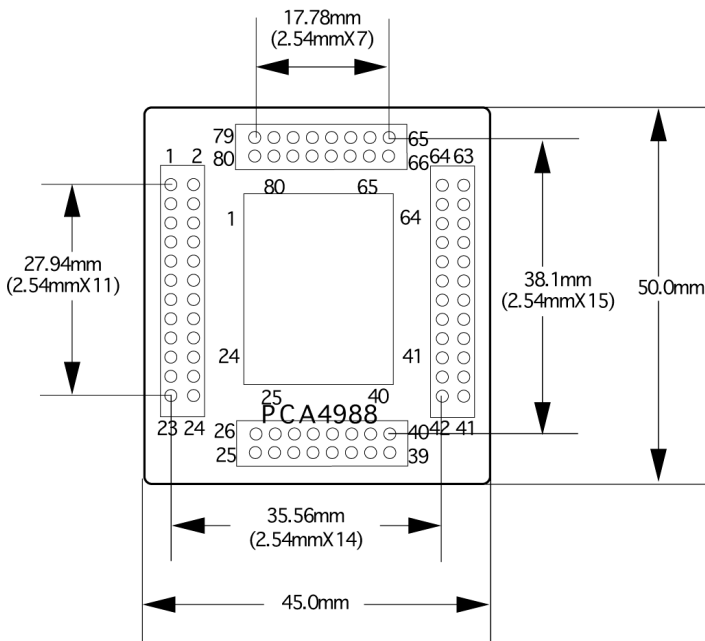
(L2)=38.1(2.54×15)mm

(L3)=17.78(2.54×7)mm

(L4)=27.94(2.54×11)mm



Pin Layout



* Pins and other parts needed to connect the standard pitch converter are not included with the product.

[Ordering Information] See Appendix H "Ordering Information".

PCA4989

Converter from 80-pin 0.65mm-pitch QFP (80P6S-A) to 40-pin DIL Standard Pitch (Different Pin Layout from the PCA4979)

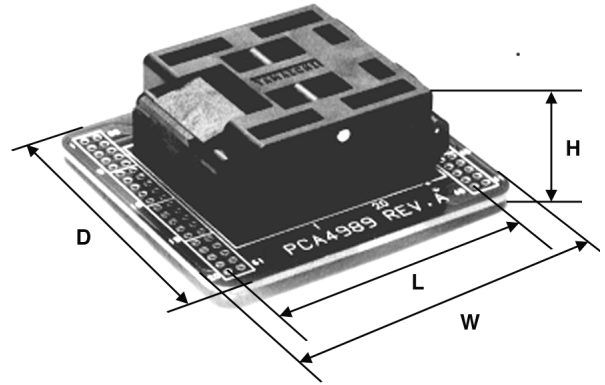
Function

The PCA4989 is a board that converts an 80-pin 0.65mm-pitch QFP (80P6S-A) to the standard pitch.

Application

Use the PCA4989 as a test board to connect an 80P6S-A MCU package to a standard pitch universal board. Since an 80P6S-A IC socket (IC51-0804-711 made by Yamaichi Electronics Co., Ltd.) is mounted on the PCA4989, it is easy to replace MCUs.

As the pin layout of the PCA4989 is that of the PCA4979 with two displaced pins, pin No. 1 of 80P6S-A IC socket of the PCA4989 corresponds to pin No. 3 of the standard pitch hole.

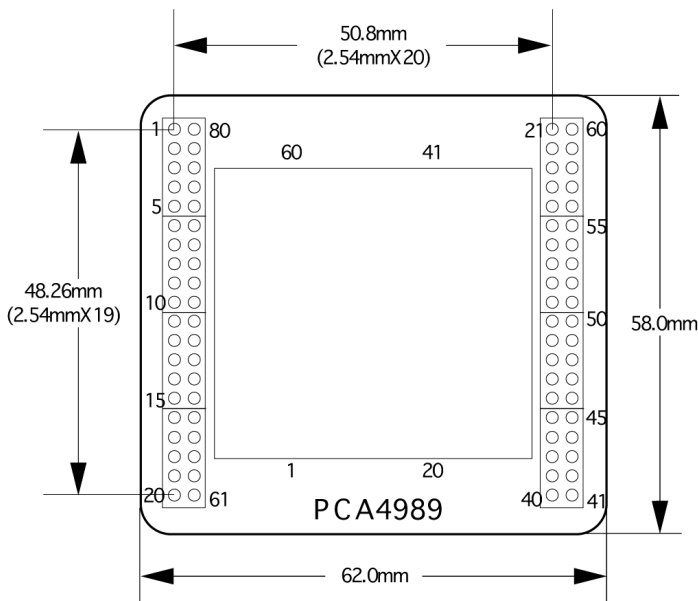


Dimensions

58.0(D)×62.0(W)×20.0(H)mm

(L)=50.8(2.54×20)mm

Pin Layout



* Pins and other parts needed to connect the standard pitch converter are not included with the product.

[Ordering Information] See Appendix H "Ordering Information".

PCA7750G02

Converter board from 80-pin 0.8mm-pitch LCC (80D0) to 40-pin DIL Standard Pitch (with LCC Socket and the Pattern for Oscillator)

Function

The PCA7750G02 is a converter board that converts an 80-pin 0.8mm-pitch LCC (80D0) to the standard pitch. Pin No. 1 corresponds to pin No. 1.


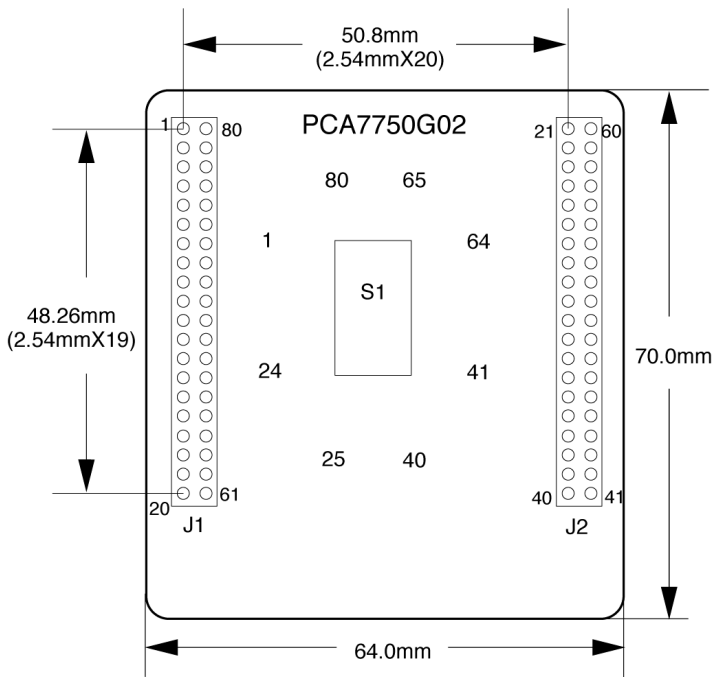
Application

Use the PCA7750G02 as a test board to connect an 80D0 MCU package to a standard pitch universal board. The PCA7750G02 has an 80-pin LCC socket mounted on the PCA7750G02-BARE.

Dimensions

70.0(D)×64.0(W)×8.0(H)mm
(L)=50.8(2.54×20)mm

Pin Layout



* Pins and other parts needed to connect the standard pitch converter are not included with the product.

[Ordering Information] See Appendix H "Ordering Information".

PCA7750G02-BARE

Converter board from 80-pin 0.8mm-pitch QFP (80P6N-A) or LCC (80D0) to 40-pin DIL Standard Pitch

Function

The PCA7750G02-BARE is a converter board that converts an 80-pin 0.8mm-pitch QFP (80P6N-A) or LCC (80D0) to the standard pitch. Pin No. 1 corresponds to pin No. 1.

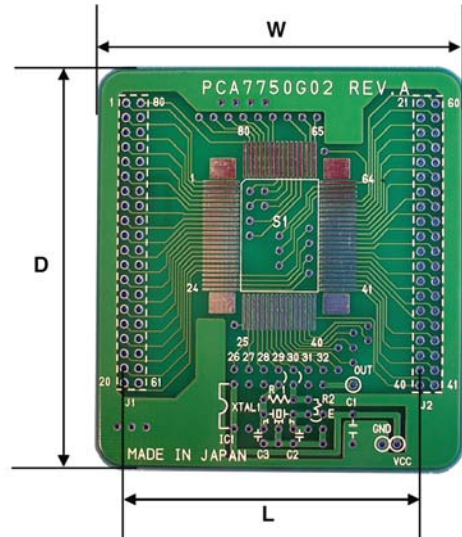
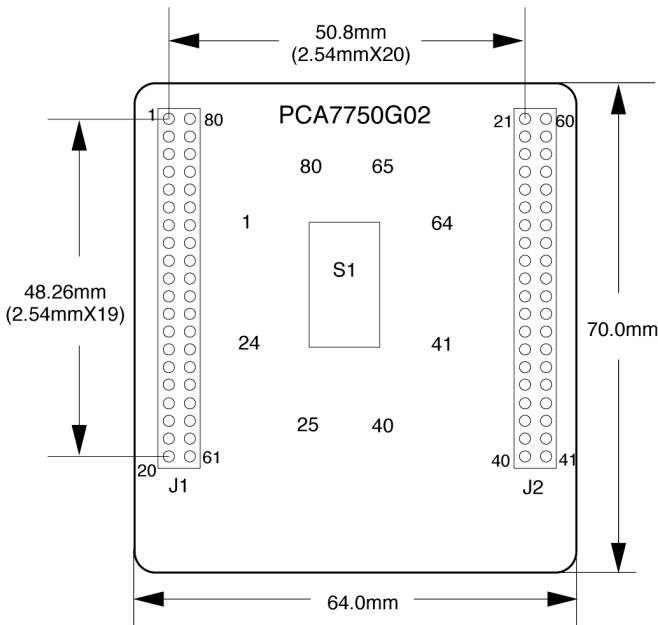
Application

Use the PCA7750G02-BARE as a test board to connect an 80P6N-A or 80D0 MCU package to a standard pitch universal board. Since the PCA7750G02-BARE has a flat mounting pattern, users can mount a PROM MCU directly on it. An 80-pin LCC socket made by Yamaichi Electronics Co., Ltd. is required, when an MCU package is 80D0.

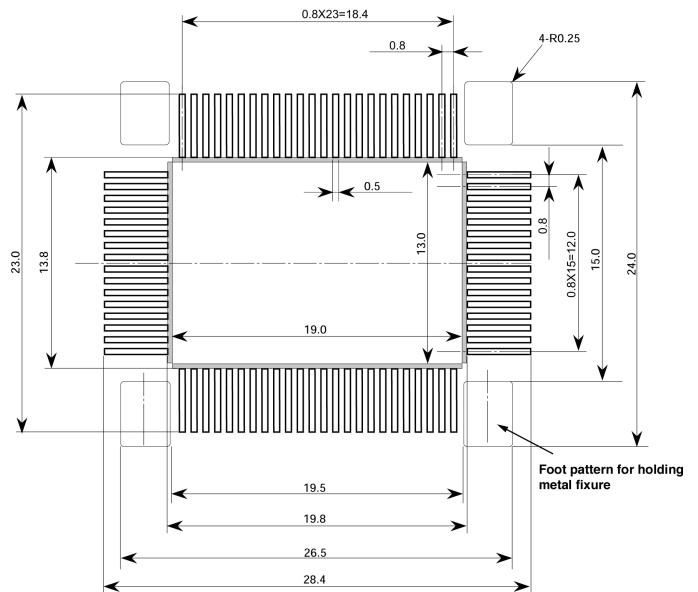
Dimensions

70.0(D)×64.0(W)mm
(L)=50.8(2.54×20)mm

Pin Layout



Foot Pattern Reference Dimensions



Manufactured Product

For 80D0: PCA7750G02

[Ordering Information] See Appendix H "Ordering Information".

* When using the AXS4803M19 made by Matsushita Electric Works, Ltd., note that the contacts of the IC socket proper touch the PC board in the shaded section. Therefore, be especially careful with pattern wiring to ensure that other pins will not be shorted. (Through holes are not accepted.)

* Only when using the AXS4803M19 made by Matsushita Electric Works, Ltd., be sure to create foot patterns for the holding metal fixtures in four locations.

PCA7752AG02

Converter board from 100-pin 0.65mm-pitch LCC (100D0) to 50-pin DIL Standard Pitch (with LCC Socket)

Function

The PCA7752AG02 is a converter board that converts a 100-pin 0.65mm-pitch LCC (100D0) to the standard pitch. Pin No. 1 corresponds to pin No. 1.

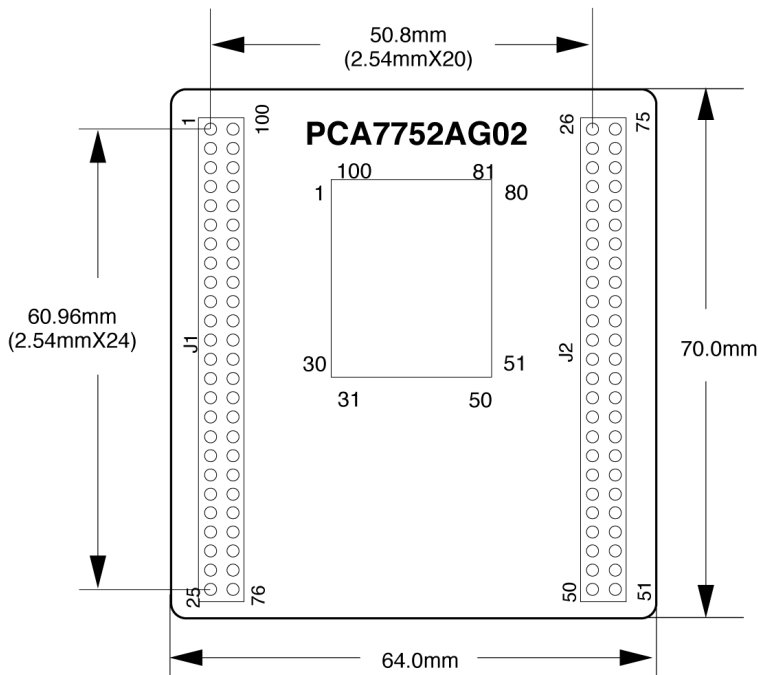

Application

Use the PCA7752A as a test board to connect a 100D0 MCU package to a standard pitch universal board. The PCA7752A has a 100-pin LCC socket mounted on the PCA7752AG02-BARE.

Dimensions

70.0(D)×64.0(W)×8.0(H)mm
(L)=50.8(2.54×20)mm

Pin Layout



* Pins and other parts needed to connect the standard pitch converter are not included with the product.

[Ordering Information] See Appendix H "Ordering Information".

PCA7752AG02-BARE

Converter board from 100-pin 0.65mm-pitch QFP (100P6S-A) or LCC (100D0) to 50-pin DIL Standard Pitch

Function

The PCA7752AG02-BARE is a converter board that converts a 100-pin 0.65mm-pitch QFP (100P6S-A) or LCC (100D0) to the standard pitch. Pin No. 1 corresponds to pin No. 1.

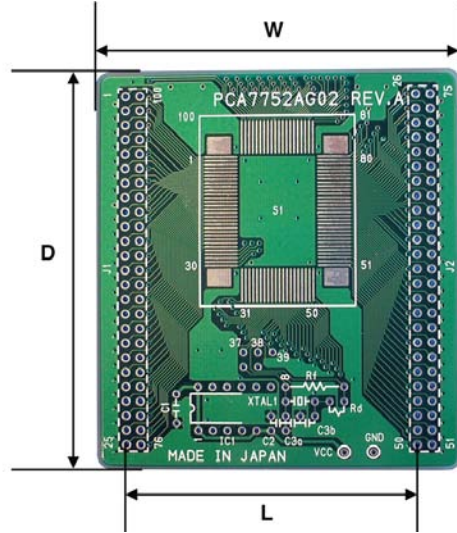
Application

Use the PCA7752AG02-BARE as a test board to connect a 100P6S-A or 100D0 MCU package to a standard pitch universal board. Since the PCA7752A-BARE has a flat mounting pattern, users can mount a PROM MCU directly on it. A 100-pin LCC socket made by Yamaichi Electronics Co., Ltd. is required, when an MCU package is 100D0.

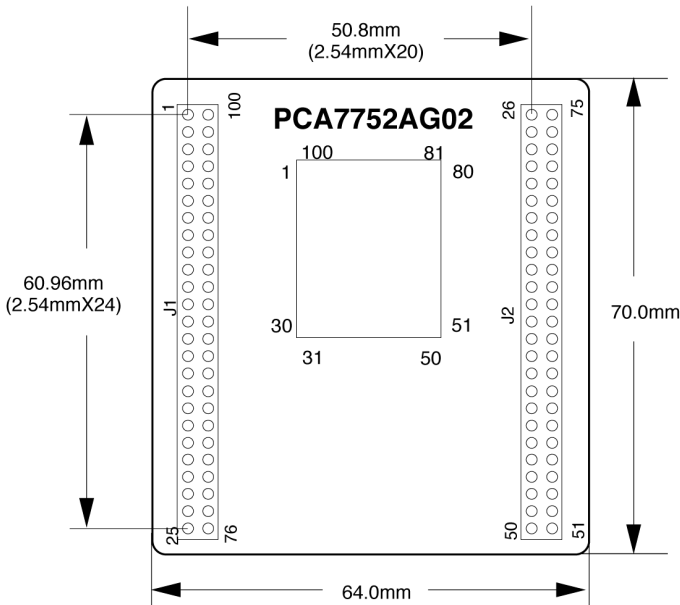
Dimensions

70.0(D)×64.0(W)mm

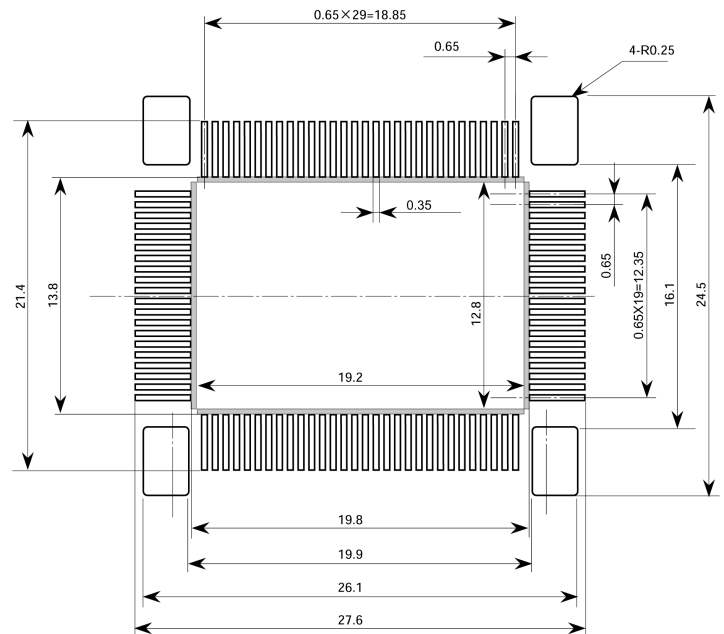
(L)=50.8(2.54×20)mm



Pin Layout



Foot Pattern Reference Dimensions



Manufactured Product

For 100P6S-A: PCA7752B

For 100D0: PCA7752AG02

[Ordering Information] See Appendix H "Ordering Information".

* When using the AXS4003M295C made by Matsushita Electric Works, Ltd., note that the contacts of the IC socket proper touch the PC board in the shaded section. Therefore, be especially careful with pattern wiring to ensure that other pins will not be shorted. (Through holes are not accepted.)

* Only when using the AXS4003M295C made by Matsushita Electric Works, Ltd. and IC61-1004-051 made by Yamaichi Electronics Co., Ltd., be sure to create foot patterns for the holding metal fixtures in four locations.

PCA7752B

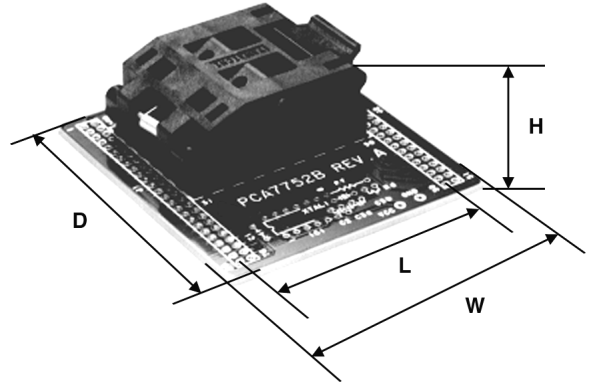
Converter from 100-pin 0.65mm-pitch QFP (100P6S-A) to 50-pin DIL Standard Pitch

Function

The PCA7752B is a board that converts a 100-pin 0.65mm-pitch QFP (100P6S-A) to the standard pitch. Pin No. 1 corresponds to pin No. 1.

Application

Use the PCA7752B as a test board to connect a 100P6S-A MCU package to a standard pitch universal board. Since a 100P6S-A IC socket (IC51-1004-814-6 made by Yamaichi Electronics Co., Ltd.) is mounted on the PCA7752B, it is easy to replace MCUs.

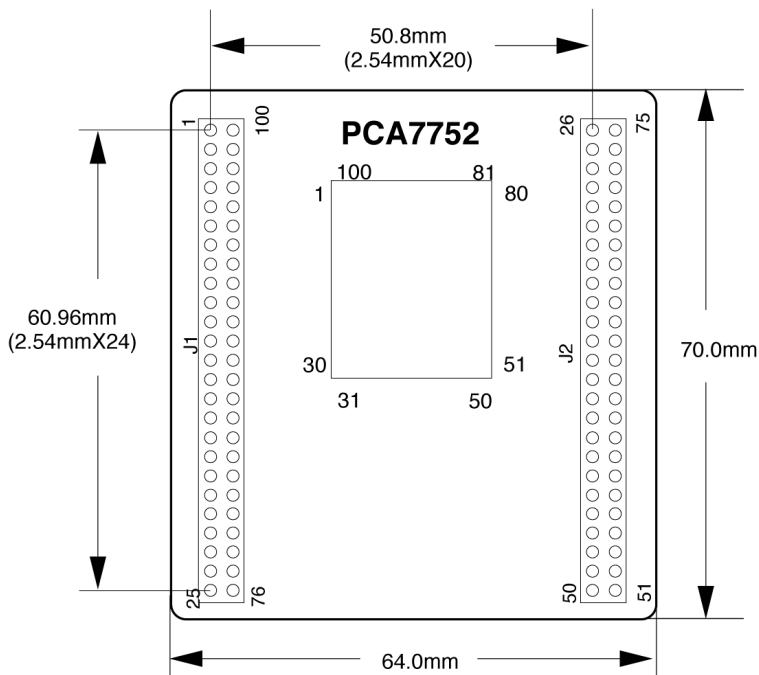


Dimensions

70.0(D)×64.0(W)×21.0(H)mm

(L)=50.8(2.54×20)mm

Pin Layout



* Pins and other parts needed to connect the standard pitch converter are not included with the product.

[Ordering Information] See Appendix H "Ordering Information".

PCA7754

Converter from 100-pin 0.5mm-pitch QFP (100P6Q-A) to 50-pin DIL Standard Pitch

Function

The PCA7754 is a board that converts a 100-pin 0.5mm-pitch QFP (100P6Q-A to formerly 100P6D-A) to the standard pitch. Pin No. 1 corresponds to pin No. 1.

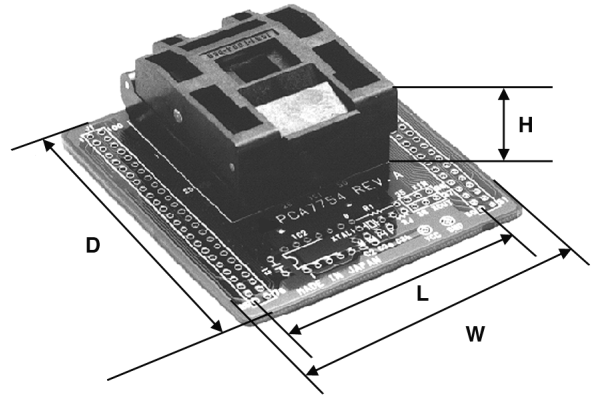
Application

Use the PCA7754 as a test board to connect a 100P6Q-A MCU package to a standard pitch universal board. The PCA7754 has a 100P6Q-A IC socket (IC51-1004-809 made by Yamaichi Electronics Co., Ltd.) mounted on its board.

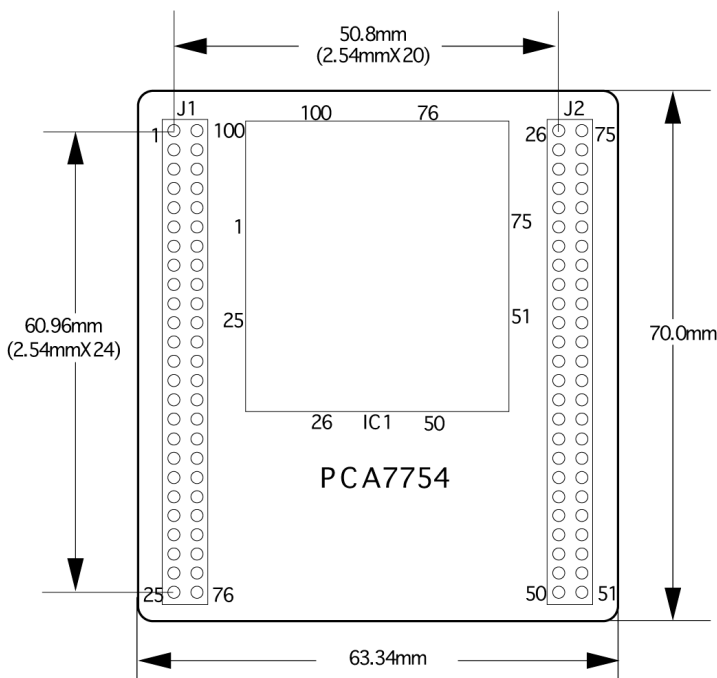
Dimensions

70.0(D)×63.34(W)×17.0(H)mm

(L)=50.8(2.54×20)mm



Pin Layout



* Pins and other parts needed to connect the standard pitch converter are not included with the product.

[Ordering Information] See Appendix H "Ordering Information".

PCA7755A

Converter from 64-pin 0.8mm-pitch QFP (64P6N-A) to 32-pin DIL Standard Pitch

Function

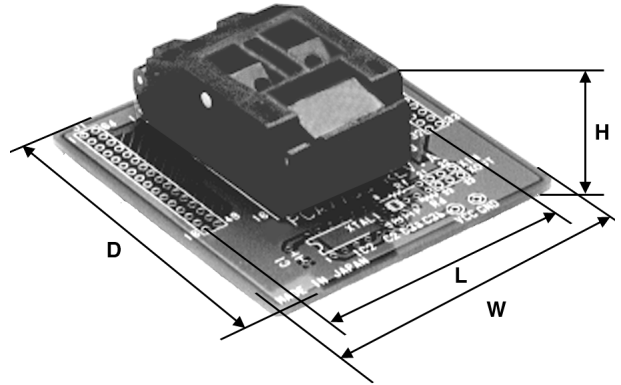
The PCA7755A is a board that converts a 64-pin 0.8mm-pitch QFP (64P6N-A) to the standard pitch. Pin No. 1 corresponds to pin No. 1.

Application

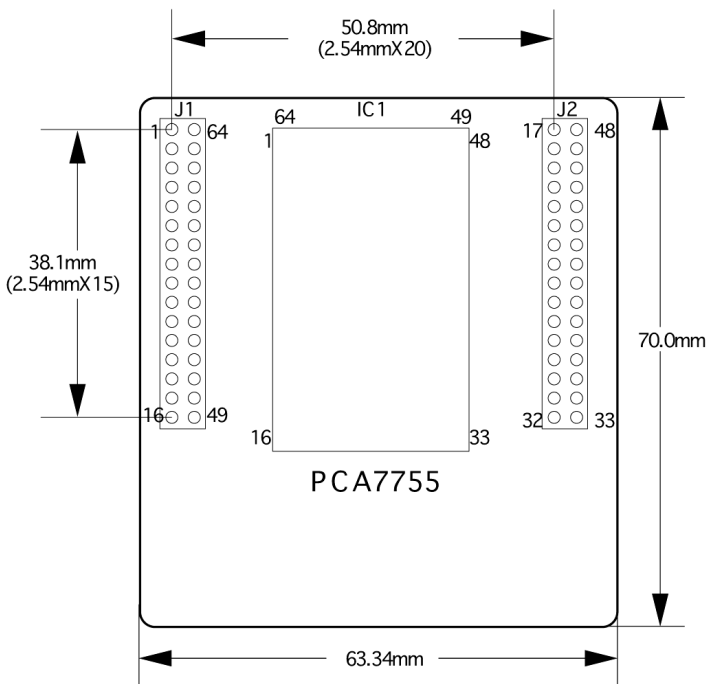
Use the PCA7755A as a test board to connect a 64P6N-A MCU package to a standard pitch universal board. Since a 64P6N-A IC socket (IC51-824.KS-8095 made by Yamaichi Electronics Co., Ltd.) is mounted on the PCA7755A, it is easy to replace MCUs.

Dimensions

70.0(D)×63.34(W)×20.0(H)mm
(L)=50.8(2.54×20)mm



Pin Layout



* Pins and other parts needed to connect the standard pitch converter are not included with the product.

[Ordering Information] See Appendix H "Ordering Information".

PCA7755B

Converter from 64-pin 0.8mm-pitch LCC (64D0) to 32-pin DIL Standard Pitch

Function


The PCA7755B is a board that converts a 64-pin 0.8mm-pitch LCC (64D0) to the standard pitch. Pin No. 1 corresponds to pin No. 1.

Application

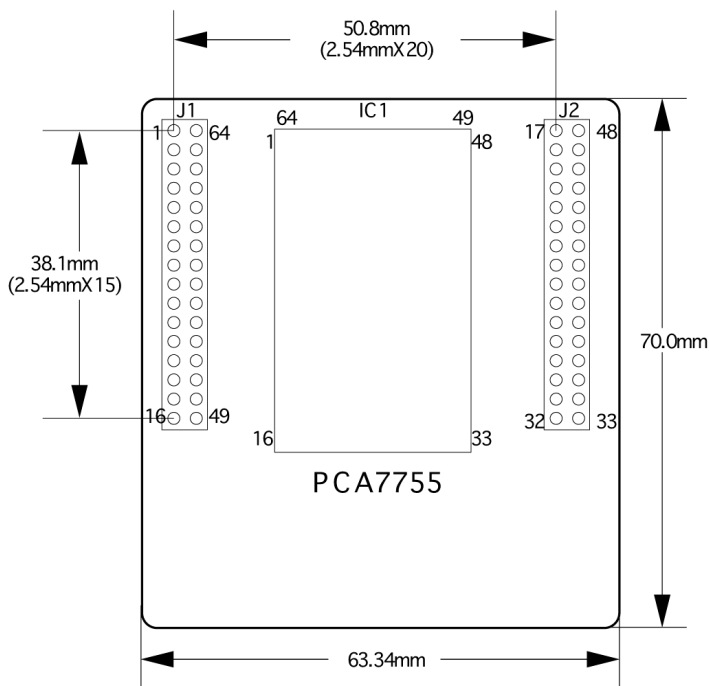
Use the PCA7755B as a test board to connect a 64D0 MCU package to a standard pitch universal board. Since a 64D0 IC socket (IC51-0644-1329 made by Yamaichi Electronics Co., Ltd.) is mounted on the PCA7755B, it is easy to replace MCUs.

Dimensions

70.0(D)×63.34(W)×20.0(H)mm
(L)=50.8(2.54×20)mm



Pin Layout



* Pins and other parts needed to connect the standard pitch converter are not included with the product.

[Ordering Information] See Appendix H "Ordering Information".

PCA7756

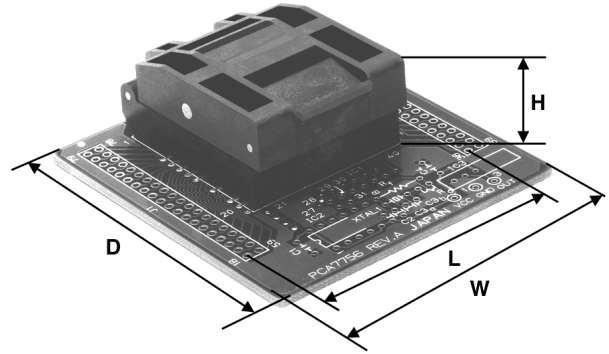
Converter from 80-pin 0.5mm-pitch QFP (80P6Q-A) to 40-pin DIL Standard Pitch

Function

The PCA7756 is a board that converts an 80-pin 0.5mm-pitch QFP (80P6Q-A to formerly 80P6D-A) to the standard pitch. Pin No. 1 corresponds to pin No. 1.

Application

Use the PCA7756 as a test board to connect an 80P6Q-A MCU package to a standard pitch universal board. Since an 80P6Q-A IC socket (IC51-0804-808 made by Yamaichi Electronics Co., Ltd.) is mounted on the PCA7756, it is easy to replace MCUs.

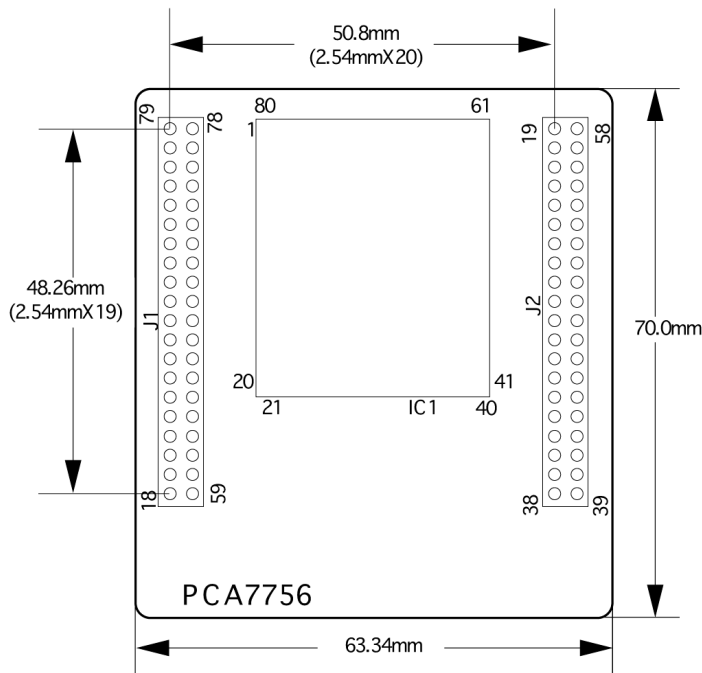


Dimensions

770.0(D)×63.34(W)×20.2(H)mm

(L)=50.8(2.54×20)mm

Pin Layout



* Pins and other parts needed to connect the standard pitch converter are not included with the product.

[Ordering Information] See Appendix H "Ordering Information".